






MODEL  
**HMW-605 T5**  
INDUSTRIAL RANGE  
Soundproof  
Powered by MTU

-  J
-  WATER-COOLED
-  THREE PHASE
-  50 HZ
-  NON REQUIRED 97/68
-  DIESEL

## Generating Rates



| SERVICE               |         | PRP           | STANDBY |
|-----------------------|---------|---------------|---------|
| Power                 | kVA     | 601           | 660     |
| Power                 | kW      | 481           | 528     |
| Rated Speed           | r.p.m.  | 1.500         |         |
| Standard Voltage      | V       | 400/230       |         |
| Available Voltages    | V       | 230 - 230/132 |         |
| Rated at power factor | Cos Phi | 0,8           |         |

### HIMOINSA Company with quality certification ISO 9001

HIMOINSA gensets are compliant with EC mark which includes the following directives:

- 2006/42/CE Machinery safety.
- 2006/95/EC Low voltage.
- 2004/108/CE Electromagnetic compatibility.
- 2000/14/EC Sound Power level. Noise emissions outdoor equipment. (amended by 2005/88/EC)
- 97/68/EC Emissions of gaseous and particulate pollutants. (amended by 2002/88/EC & 2004/26/EC)
- EN 12100, EN 13857, EN 60204

Ambient conditions of reference according to ISO 8528-1:2005 normative: 1000 mbar, 25°C, 30% relative humidity.

#### Prime Power (PRP):

According to ISO 8528-1:2005, Prime power is the maximum power which a generating set is capable of delivering continuously whilst supplying a variable electrical load when operated for an unlimited number of hours per year under the agreed operating conditions with the maintenance intervals and procedures being carried out as prescribed by the manufacturer. The permissible average power output (Ppp) over 24 h of operation shall not exceed 70 % of the PRP.

#### Emergency Standby Power (ESP):

According to ISO 8528-1:2005, Emergency standby power is the maximum power available during a variable electrical power sequence, under the stated operating conditions, for which a generating set is capable of delivering in the event of a utility power outage or under test conditions for up to 200 h of operation per year with the maintenance intervals and procedures being carried out as prescribed by the manufacturers. The permissible average power output over 24 h of operation shall not exceed 70 % of the ESP

#### HIMOINSA HEADQUARTERS:

Fábrica: Ctra. Murcia - San Javier, Km. 23,6 | 30730 SAN JAVIER (Murcia) Spain  
Tel.+34 968 19 11 28 Fax +34 968 19 12 17 Fax +34 968 19 04 20 info@himoinsa.com www.himoinsa.com

#### Manufacture facilities:

SPAIN • FRANCE • INDIA • CHINA • USA • BRASIL

#### Subsidiaries:

ITALY | PORTUGAL | POLAND | GERMANY | SINGAPORE | UAE | MEXICO | PANAMÁ | ARGENTINA | UK





## Engine Specifications 1.500 r.p.m.

| ENGINE                                      |      | PRP                          | STANDBY |
|---|------|------------------------------|---------|
| Rated Output                                | kW   | 506                          | 558     |
| Manufacturer                                |      | MTU                          |         |
| Model                                       |      | 12V1600G10F                  |         |
| Engine Type                                 |      | Diesel 4 strokes-cycle       |         |
| Injection Type                              |      | Direct                       |         |
| Aspiration Type                             |      | Turbocharged and aftercooled |         |
| Cylinders Arrangement                       |      | 12V                          |         |
| Bore and Stroke                             | mm   | 122 x 150                    |         |
| Displacement                                | L    | 21                           |         |
| Cooling System                              |      | coolant                      |         |
| Lube Oil Specifications                     |      | S10 W40                      |         |
| Compression Ratio                           |      | 17,5                         |         |
| Fuel Consumption StandBy                    | l/h  | 128,6                        |         |
| Fuel Consumption 100% PRP                   | l/h  | 116,99                       |         |
| Fuel Consumption 75 % PRP                   | l/h  | 90,94                        |         |
| Fuel Consumption 50 % PRP                   | l/h  | 63,06                        |         |
| Fuel Consumption 25 % PRP                   | l/h  | 34,58                        |         |
| Lube Oil Consumption Full Load              |      | 0,5 % of fuel consumption    |         |
| Total oil capacity including tubes, filters | L    | 72,5                         |         |
| Total Coolant Capacity                      | L    | 99                           |         |
| Governor                                    | Type | Electrical                   |         |
| Air Filter                                  | Type | Dry                          |         |
| Inner diameter exhaust pipe                 | mm   | 106                          |         |

02

## Generator

| Generator                      |       |                                |
|--------------------------------|-------|--------------------------------|
| Poles                          | Num   | 4                              |
| Winding Connections (standard) |       | Star-serie                     |
| Frame Mounting                 |       | S-1 14"                        |
| Insulation                     | Class | H class                        |
| Enclosure (according IEC-34-5) |       | IP23                           |
| Exciter System                 |       | self-excited, brushless        |
| Voltage Regulator              |       | A.V.R. (Electronic)            |
| Bearing                        |       | Single bearing                 |
| Coupling                       |       | Flexible disc                  |
| Coating type                   |       | Standard (Vacuum impregnation) |



## Application Data

### Exhaust System

|   |        |     |
|---|--------|-----|
| Maximum exhaust temperature             | °C     | 482 |
| Exhaust Gas Flow                        | m3/min | 102 |
| Maximum allowed back pressure           | mbar   | 150 |
| Exhaust Flange Size (external diameter) | mm     | 200 |

### Air Inlet System

|                         |      |       |
|-------------------------|------|-------|
| Intake Air Flow         | m3/h | 2880  |
| Cooling Air Flow        | m3/s | 11,2  |
| Alternator fan air flow | m3/s | 1,035 |

### Starting System


|                               |     |        |
|-------------------------------|-----|--------|
| Starting Motor                | kW  | 8      |
| Starting Motor                | CV  | 10,88  |
| Recommended Battery Capacity  | Ah  | 75 x 2 |
| Auxiliary Voltage             | Vcc | 24     |
| Current of starter (Rush)     | A   | 800    |
| Current of starter (Cranking) | A   | 250    |

### Fuel System

|                         |   |        |
|-------------------------|---|--------|
| Fuel Oil Specifications |   | Diesel |
| Fuel Tank               | L | 950    |



## Dimensions



| <b>Weight and Dimensions</b>                |                |          |
|---|----------------|----------|
| (L) Length                                  | mm             | 5.000    |
| (H) Height                                  | mm             | 2.369    |
| (W) Width                                   | mm             | 2.100    |
| Maximum shipping volume (standard supplier) | m <sup>3</sup> | 24,87    |
| (*) Wet weight                              | Kg             | 6.739    |
| Fuel tank capacity                          | L              | 950      |
| Autonomy                                    | Hours          | 10       |
| Sound pressure level                        | dB(A)@7m       | 78 ± 2,3 |

(\*) (with standard accessories)

STANDARD VERSION (Steel tank)

Himoinsa has the right to modify any characteristic without prior notice.  
Weights and dimensions based on standard products. Illustrations may include optional equipment.  
Technical data described here correspond with the available information at the moment of printing.  
Industrial design under patent.

Local Distributor



## Generating Sets Standard and Optional Features

### Engine

- Diesel engine
- 4 strokes-cycle
- 24V Electrical system
- Radiator with blowing fan
- Water separator decanting filter (visible level)
- Electronic governor
- Sender WT
- Senders OP
- Radiator coolant level sender
- Dry air cleaner
- Hot parts protection
- Moving parts protection

### Alternator

- Self-excited and Self-regulated
- IP23 protection degree
- Insulation H class

### Electrical system

- Electric control panel with measurements devices and control display (according to necessity and configuration)
- 4 poles circuit breaker
- Battery isolator
- Battery charger (standard on automatic control panels)
- Pre-heating resistance (standard on automatic control panels) / water jacket heater
- Battery charger alternator with ground connection
- Starting battery/ies installed and connected to the engine (supports included)
- Ground connection electrical installation with connection ready for ground pike (not supplied)

### Soundproofed version

- Steel made chassis
- Oil sump extraction kit
- Versatility to assemble high capacity metallic fuel tank chassis
- Antivibration shock absorber
- Chassis with integrated fuel tank
- Fuel level sender
- Emergency stop button
- Sound attenuated canopy made of high quality steel metal.
- High mechanical strenght
- Low noise level
- Attenuation through high density rock wool material
- Epoxy Powder coating
- Easy acces for service mainteance
- Reinforced lifting eye to lift by crane
- Bunded chassis (works as liquids retention tray)
- Drain fuel tank cap
- Drain chassis cap
- Steel made residential silencer -35db(A) attenuation.
- Optional :       · Fuel transfer pump